

INSTALLATION INSTRUCTIONS

AV-61 AUDIO/VIDEO 6-WAY DISTRIBUTION AMPLIFIER

GENERAL INFORMATION

- The AV-61 is a low noise, low distortion unity gain distribution amplifier for line level stereo audio and video baseband signals.
- It splits audio and video signals six ways with no signal loss.
- It prevents audio distortion in multiple zone systems by buffering the source units from the loading effects of several AV receivers or preamps.
- The space saving "flat pack" design allows great flexibility in mounting and positioning.

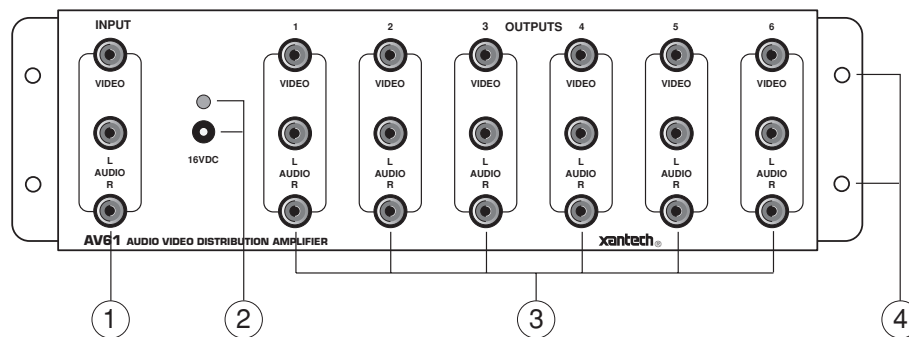


Fig.1 AV-61 Panel Descriptions

AV-61 Panel Descriptions

1. **INPUT jacks.** Connect to the corresponding output jacks of the source component (Laser Disc player, VCR, CD player, Tuner, etc.).
2. **16V DC Supply Jack and Power Indicator LED.** The 16 VDC 300 mA power supply (included) is plugged in here. The LED will light when power is applied.
3. **OUTPUT jacks.** Connect to the corresponding input jacks of AV receivers, preamps, TV monitors, VCRs, etc.
4. Mounting Holes.

TYPICAL APPLICATIONS

Audio/Video Distribution

Fig. 2, shows the distribution of video (baseband) and stereo audio signals to three TV monitors and three VCRs from a single DVD player via the AV-61. Many other combinations of AV or audio only products could be configured in a similar manner.

Zoned Systems

One of the most useful applications of the AV-61 is to drive several receivers or preamps from common sources in multiple zone A/V systems. Fig. 3 illustrates the use of four AV-61's to drive four receivers from four sources in a typical four zone system. Use it when configuring zoned systems with the Xantech 795 and 796 IR Zone Controllers.

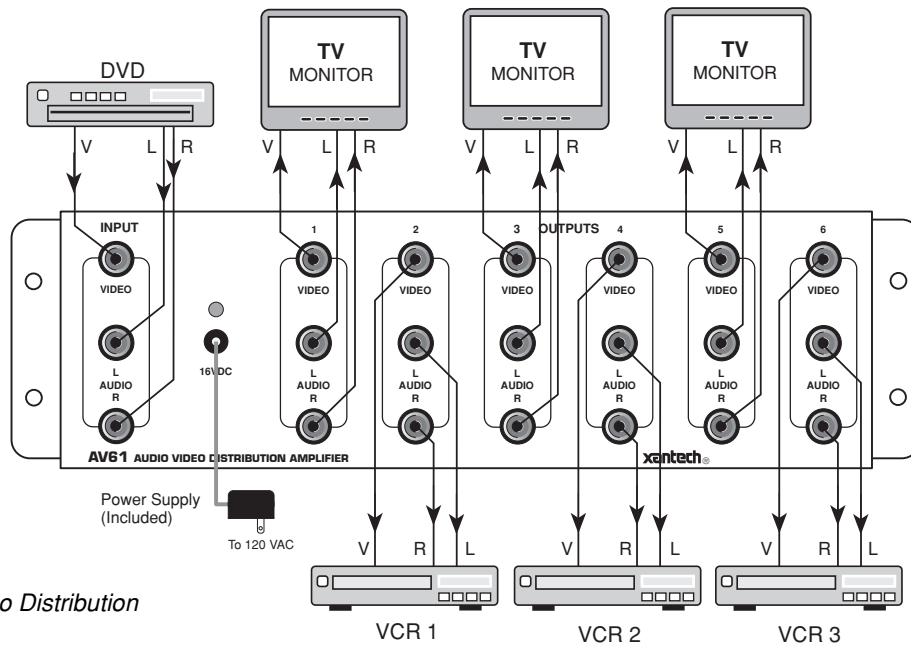


Fig.2 Audio/Video Distribution

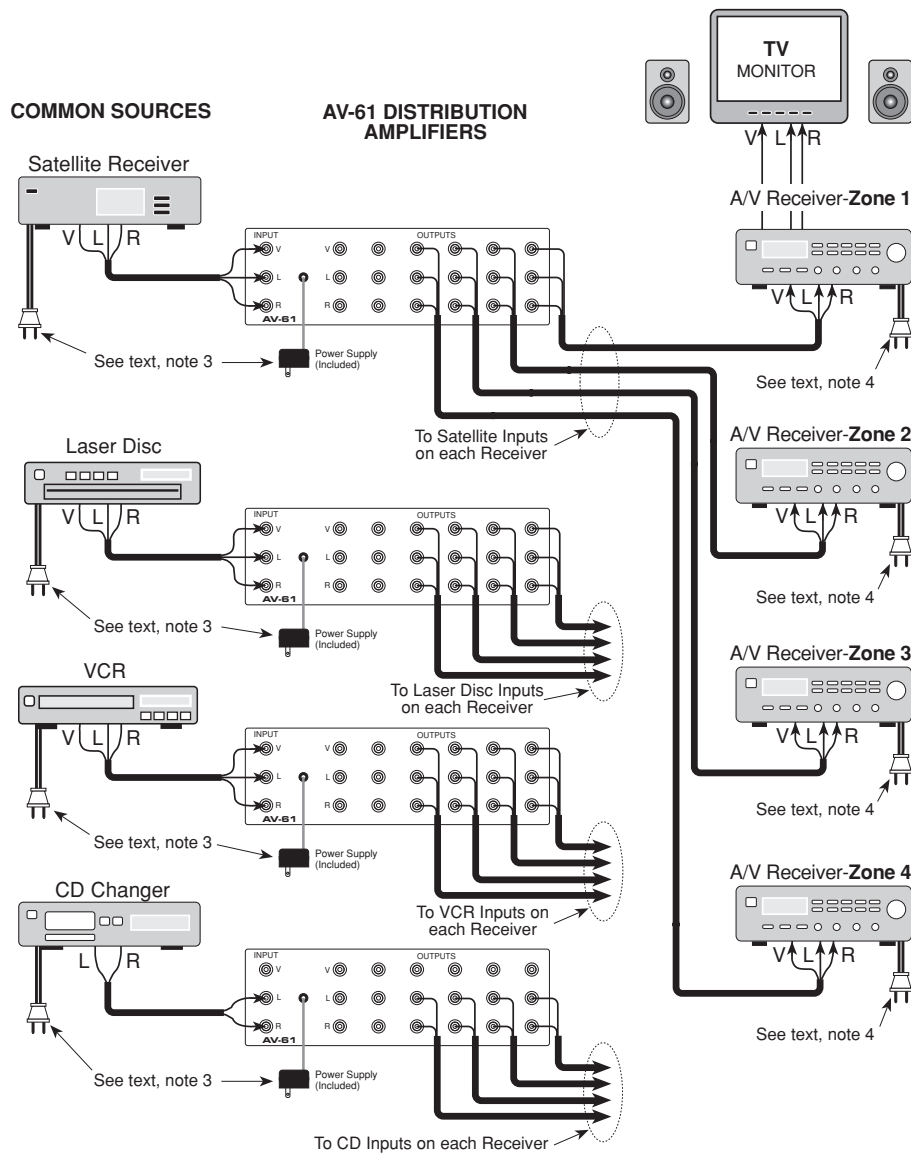


Fig3 Zoned Systems

INSTALLATION NOTES

1. Use high quality low-loss cables for all A/V connections. For runs in excess of 10 feet, use low-loss RG-6 coax. Runs in excess of 50 feet are not recommended.
2. AV-61 Distribution Amplifiers, used in zoned systems, prevent loading mismatch on the source components & audio distortion on music peaks when some zones are turned off while one or more are still on. You need one AV-61 for each source, as shown in **Fig. 3**.
3. The distribution amps should have their AC power switched on and off along with the common source components in zoned systems. Refer to the Xantech model 680 AC Switcher instructions for details.
4. The A/V Receivers also need AC power management. Refer to the 680 instructions for details.
5. **Fig. 3** assumes the use of A/V Receivers having base-band video switching capabilities.

SPECIFICATIONS

AUDIO

Gain:	Unity
Input Overload:	3.0 V RMS
Input Impedance:	> 20k Ohms (ea. input)
Output Impedance:	< 100 Ohms
THD:	0.06% at 1.0 V input level
Freq. Response:	10-45 kHz +/- 1 dB
Channel Separation:	> 75 dB @ 1 kHz
IN-OUT Isolation:	> 60 dB
OUT-OUT Isolation:	> 60 dB
Signal to Noise:	100 dB (re 2V out)

VIDEO

Gain:	Unity
Input Impedance:	75 Ohms
Output Impedance:	< 3 Ohms
Video Insertion Loss:	50 Hz - 10 mHz < 1 dB
IN-OUT Isolation:	50 Hz - 10 mHz > 25 dB
OUT-IN Isolation:	50 Hz - 10 mHz > 55 dB
Return Loss:	50 Hz - 10 mHz > 20 dB

GENERAL

A/V input/outputs:	RCA-type phono jacks
Power Requirements:	16V DC @ 300 mA (Power Supply included)
Power jack:	2.1 mm coaxial type
Dimensions:	10" W x 2 3/4" D x 1 1/4" H